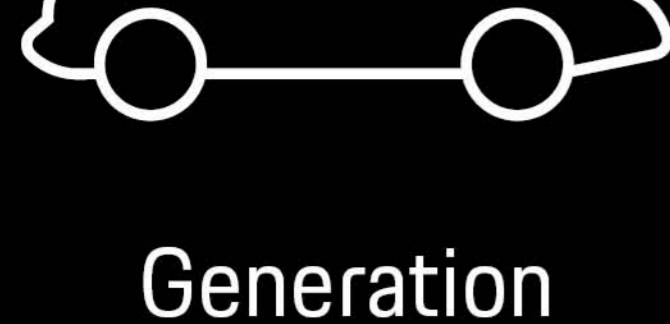



Porsche 911: Across the Generations



Generation



Build period



Vehicles produced

Original 911

1963 – 1973

111,995



Max. power output

96 kW (130 PS) – 154 kW (210 PS)

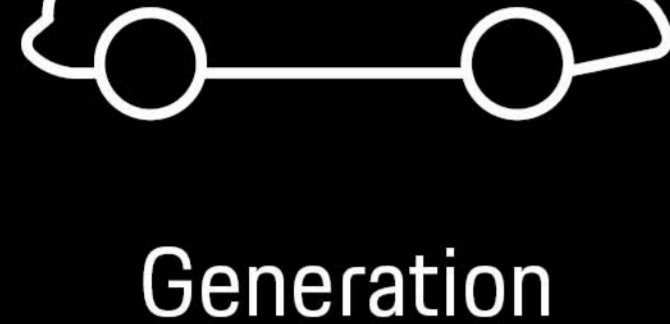
Porsche 912: 66 kW (90 PS)



0 – 100 km/h

9.1 – 6.3 s


Porsche 912: 13.5 s



Generation



Build period



Vehicles produced

G series

1973 – 1989

198,496



Max. power output

110 kW (150 PS) – 221 kW (300 PS)

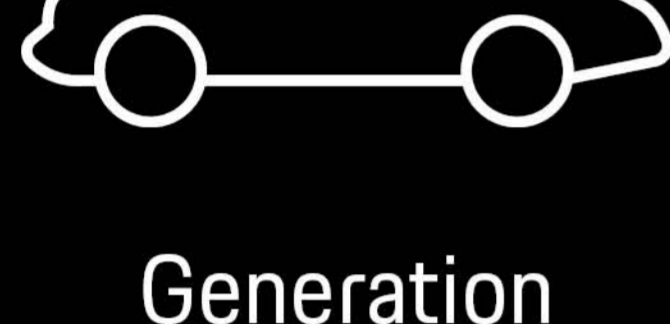
Porsche 912 E: 66 kW (90 PS)



0 – 100 km/h

9.1 – 5.2 s

Porsche 912 E: 13.5 s



Generation



Build period



Vehicles produced

Type 964

1988 – 1994

63,762



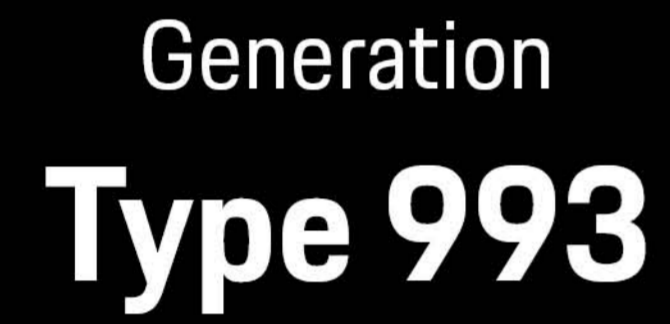
Max. power output

184 kW (250 PS) – 265 kW (360 PS)



0 – 100 km/h

6.6 – 4.8 s



Generation



Build period



Vehicles produced

Type 993

1993 – 1998

68,881



Max. power output

200 kW (272 PS) – 331 kW (450 PS)

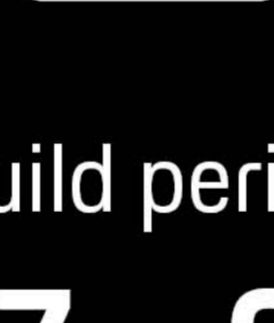


0 – 100 km/h

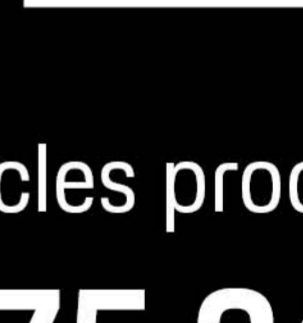
6.6 – 4.1 s



Generation



Build period



Vehicles produced

Type 996

1997 – 2005

175,262



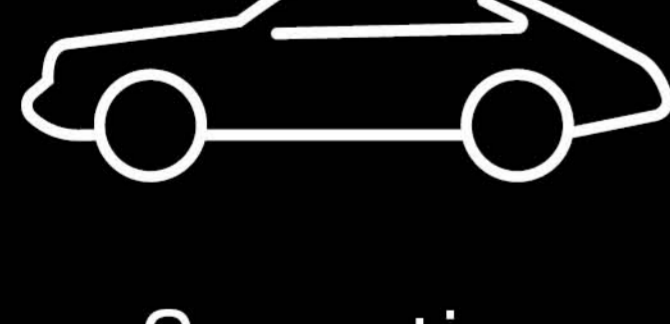
Max. power output

221 kW (300 PS) – 355 kW (483 PS)




0 – 100 km/h

6.0 – 4.1 s



Generation



Build period



Vehicles produced

Type 997

2004 – 2012

213,004



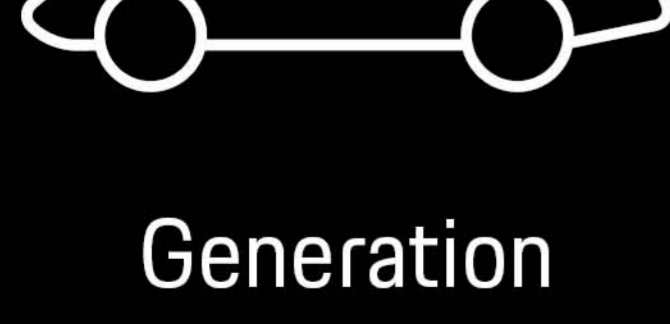
Max. power output

239 kW (325 PS) – 456 kW (620 PS)



0 – 100 km/h

5.2 – 3.5 s



Generation



Build period



Vehicles produced*

Type 991

seit 2011

217,930



Max. power output

257 kW (350 PS) – 515 kW (700 PS)



0 – 100 km/h

4.8 – 2.8 s

* by 31 October 2018

All data is for series vehicles; special series excluded

newsroom.porsche.com